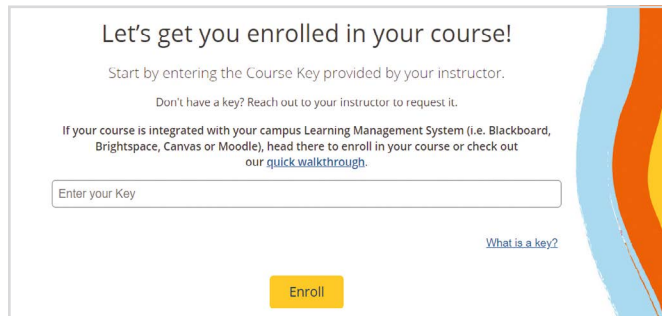


1 | Find Your Course


Go to [GetEnrolled.com](https://www.cengage.com) on your mobile device or computer and enter the Course Key provided by your instructor. Don't have a Course Key? Reach out to your instructor to request it.



If your instructor gave you a course registration link, you can use that as well. It will look something like this:
<https://www.cengage.com/dashboard/#/course-confirmation/xxxxxxxxxxxx/initial-course-confirmation>

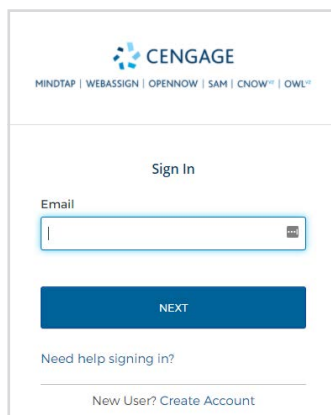
2 | Confirm Your Course

Review the information on the screen to verify you're registering for the correct course. Then click "Register."



3 | Log In to Your Account


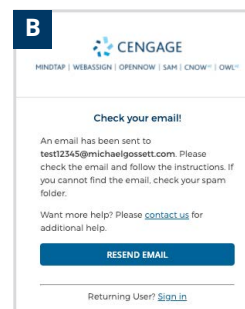
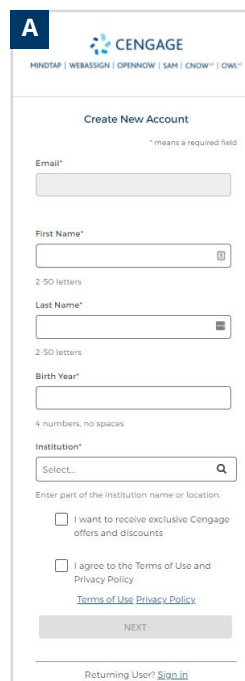
If you already have a Cengage account, log in now.



OR

A | New to Cengage? Register now.

We highly recommend using your school email address to register.



B | Verify your account to complete the registration process.


Open the "Welcome to Cengage" email that was sent to the email address you entered on the registration screen and click "Activate Cengage Account" to set your password.

You might already have a Cengage account if you've used MindTap, CengageNOWv2, OWLv2, SAM, WebAssign, another Cengage platform or Cengage eTextbook in a different course.

4 | Enroll in Your Course

You've found your course materials!

Your Cengage course materials have already been purchased and you now have full access to them! Click "Continue" to jump into your course.

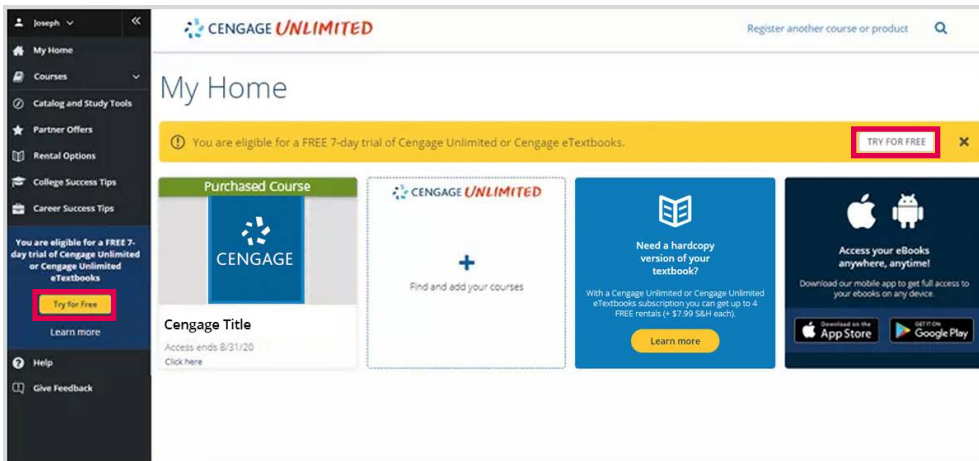


5 | (Optional) Upgrade to Cengage Unlimited!

You also have access to a free trial of Cengage Unlimited, a subscription that includes all your Cengage courses, access to all our eTextbooks, study tools, four FREE hardcopy textbook rentals (\$7.99 S&H each) and more. Get more info at [cengage.com/unlimited](https://www.cengage.com/unlimited).

Click "Try for Free" to start a free 7-day Trial of Cengage Unlimited.* To avoid the credit card charge at the conclusion of the trial, go to the "My Subscriptions" page under your name drop-down in your dashboard to opt out of auto charge.

* A credit card, debit card, or PayPal is required to start your Cengage Unlimited trial. After 7 days, your credit card will be charged, unless you opt out of auto charge by visiting the "My Subscriptions" page accessible from your dashboard.



Download the free Cengage Mobile App

On-the-go access to all your Cengage eTextbooks



Have Questions? We're Here 24/7

Chat Support and Online Self-Help
support.cengage.com

Find Us on Social Media
[@CengageHelp](#)

Give Us a Call
1-800-354-9706

Real-Time System Status Updates
Visit techcheck.cengage.com to quickly see if Cengage is experiencing technical difficulties.