

MindTap Instructional Manual – Desktop Version

Directions: Click the link below and review each of the following sections to understand Cengage’s MindTap system.

<https://help.cengage.com/mindtap/mt-student/introduction.html>

1. MindTap Student Help

1.1. Getting Started

- 1.1.1. Create an Account
- 1.1.2. Sign In
- 1.1.3. Get to Know MindTap
 - 1.1.3.1. Understand the MindTap Toolbar

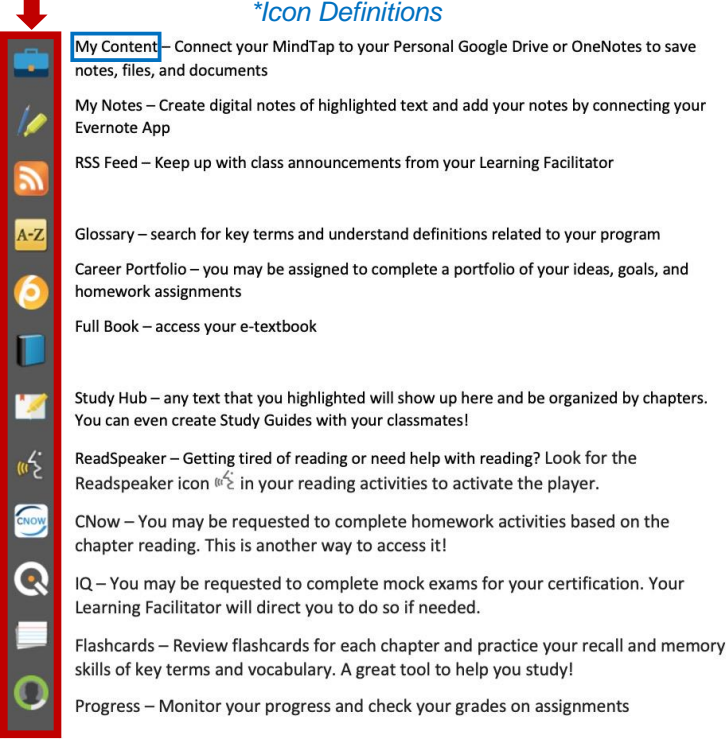
1.2. System Requirements

- 1.2.1. Check your System
- 1.2.2. Browser Settings
 - 1.2.2.1. *Google Chrome*
 - 1.2.2.2. *Firefox*
 - 1.2.2.3. *Microsoft Edge*
 - 1.2.2.4. *Safari*
 - 1.2.2.5. *Sites to Allow*
- 1.2.3. Browser Plugins














2. Courses

- 2.1. Open a Course
- 2.2. Open Tools

**Icon Definitions*



***MindTap Toolbar**

-  **My Content** – Connect your MindTap to your Personal Google Drive or OneNotes to save notes, files, and documents
-  **My Notes** – Create digital notes of highlighted text and add your notes by connecting your Evernote App
-  **RSS Feed** – Keep up with class announcements from your Learning Facilitator
-  **Glossary** – search for key terms and understand definitions related to your program
-  **Career Portfolio** – you may be assigned to complete a portfolio of your ideas, goals, and homework assignments
-  **Full Book** – access your e-textbook
-  **Study Hub** – any text that you highlighted will show up here and be organized by chapters. You can even create Study Guides with your classmates!
-  **ReadSpeaker** – Getting tired of reading or need help with reading? Look for the ReadSpeaker icon  in your reading activities to activate the player.
-  **CNow** – You may be requested to complete homework activities based on the chapter reading. This is another way to access it!
-  **IQ** – You may be requested to complete mock exams for your certification. Your Learning Facilitator will direct you to do so if needed.
-  **Flashcards** – Review flashcards for each chapter and practice your recall and memory skills of key terms and vocabulary. A great tool to help you study!
-  **Progress** – Monitor your progress and check your grades on assignments



3. eBook

3.1. Add eBooks to your dashboard

3.2. Open eBooks

4. Accessibility

4.1. Keyboard Shortcuts

4.2. Configure MacOS/OS X

5. More Information

5.1. Contact Support